

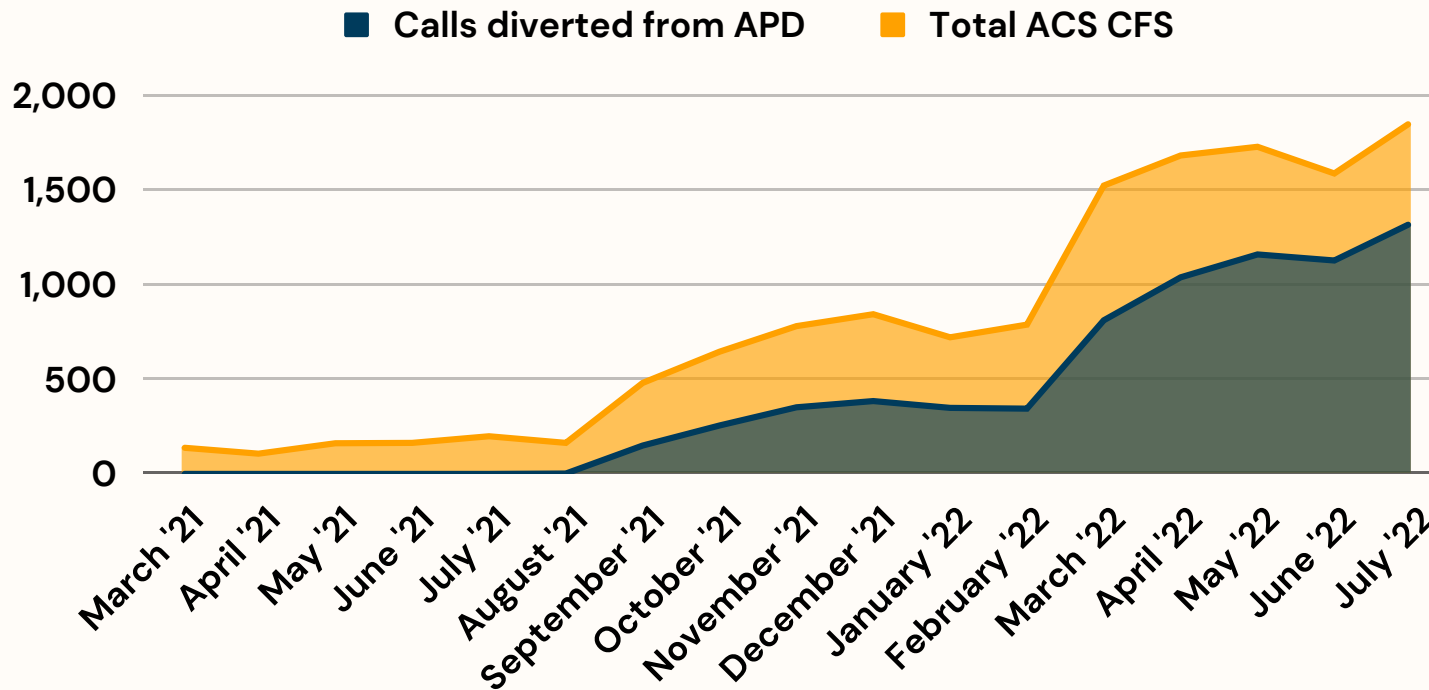
# ALBUQUERQUE COMMUNITY SAFETY



MONTHLY INFORMATIONAL REPORT

JULY 2022

## TOTAL ACS IMPACT SINCE INCEPTION



**13,569**  
CUMULATIVE CALLS FOR SERVICE

---

**7,295**  
CUMULATIVE CALLS DIVERTED FROM APD

## HOW DOES ACS COMPARE TO OTHER ALTERNATIVE RESPONSE PROGRAMS?

PORTLAND STREET RESPONSE

**3,575**

CUMULATIVE CFS SINCE FEB 2021

SAN FRANCISCO STREET CRISIS RESPONSE TEAM


**11,324**

CUMULATIVE CFS SINCE NOV 2020

DENVER STAR PROGRAM

**2,294**

CUMULATIVE CFS SINCE JUNE 2020



# ALBUQUERQUE COMMUNITY SAFETY



## MONTHLY INFORMATIONAL REPORT

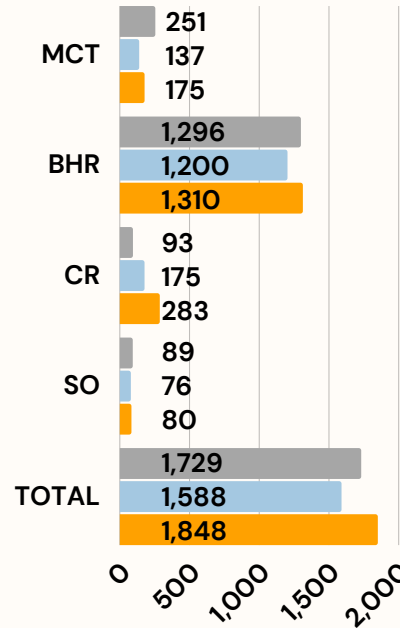
JULY 2022

### NOTE

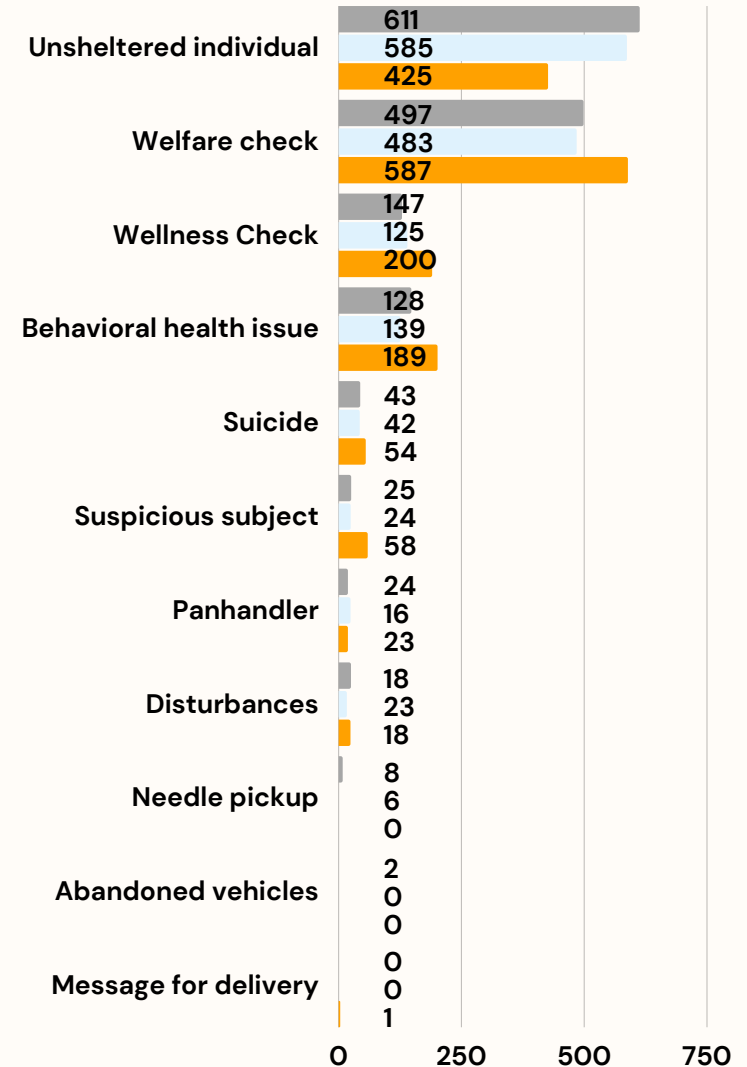
ACS is in the process of transitioning to a new Records Management System (RMS); not all data is currently available. Expect that future reports will be much more comprehensive. This report will be updated when all data is accessible.



### CFS BY PROGRAM



### CFS BY CALL TYPE\*



### FISCAL YEAR TO DATE CALLS FOR SERVICE

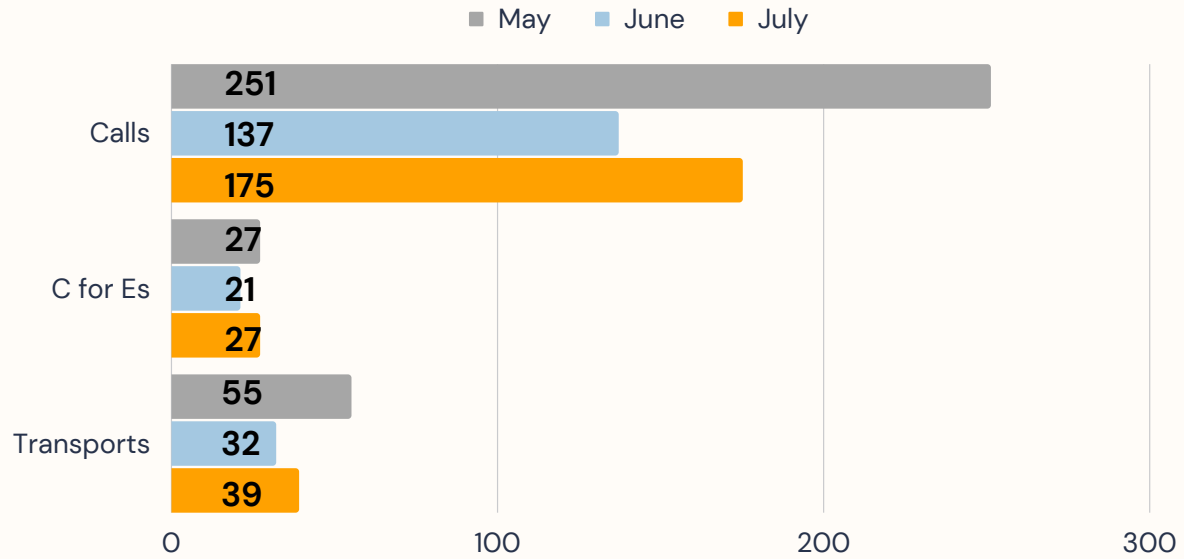
Mobile Crisis Team	175
Behavioral Health Responders	1,310
Community Responders	283
Street Outreach Responders	80
<b>TOTAL CFS</b>	<b>1,848</b>

\*Does not include MCT data, which is currently tracked by APD

BHR CALL TIMEFRAME	MAY	JUN	JUL	YTD
Entry to Dispatch (in the queue)	0:36:18	0:49:56	0:45:05	0:45:05
Dispatch to On-scene (travel time)	0:13:55	0:13:27	0:14:02	0:14:02
On-scene to Clear (time on the call)	0:29:14	0:25:56	0:30:27	0:30:27
Create to Clear (total time to address call)	1:19:43	1:31:24	1:30:38	1:30:38



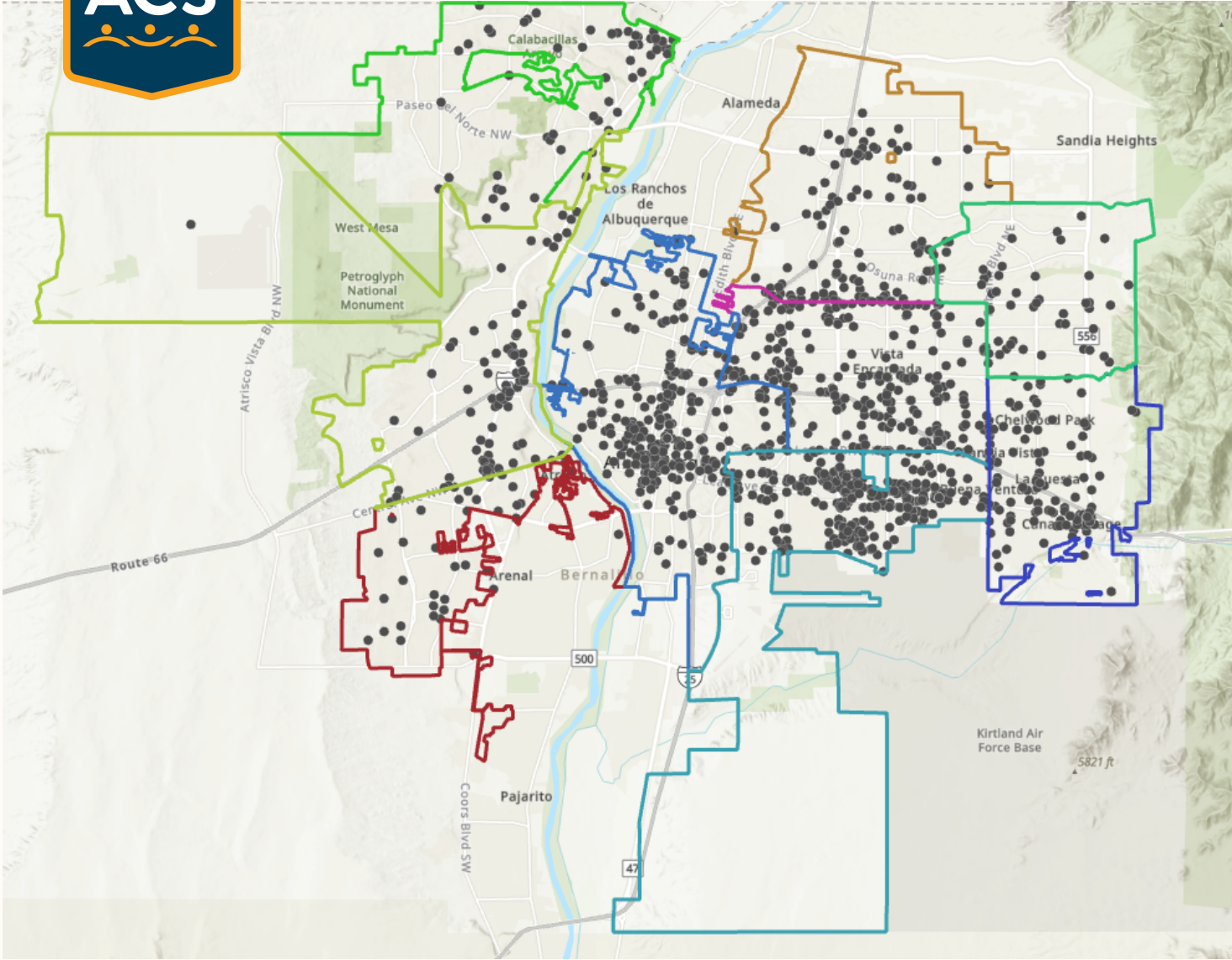
MCT CALLS, CERTIFICATES FOR EVALUATION, AND TRANSPORTS\*



\*Currently, one of the four MCT clinicians is out of the field on extended leave



**ACS CALLS FOR SERVICE BY COUNCIL DISTRICT | JULY**



Council District	Calls for service
2. Benton	419
6. Davis	369
7. Fiebelkorn	341
9. Grout	141
4. Bassan	133
1. Sanchez	103
5. Lewis	66
8. Jones	60
3. Peña	44



INCIDENT TYPE	JULY	YTD
<b>Gun/Other Violence</b>	<b>15</b>	<b>15</b>
<b>Homicide</b>	<b>7</b>	<b>7</b>
<b>Other</b>	<b>5</b>	<b>5</b>
<b>DV/Sexual Assault</b>	<b>1</b>	<b>1</b>
<b>Suicide</b>	<b>1</b>	<b>1</b>
<b>Other Deaths</b>	<b>2</b>	<b>2</b>

AREA COMMAND	JULY	YTD
<b>Southeast</b>	<b>9</b>	<b>9</b>
<b>Northeast</b>	<b>6</b>	<b>6</b>
<b>Valley</b>	<b>5</b>	<b>5</b>
<b>Southwest</b>	<b>3</b>	<b>3</b>
<b>Northwest</b>	<b>3</b>	<b>3</b>
<b>Foothills</b>	<b>3</b>	<b>3</b>

**YTD IMPACT BY THE NUMBERS**



**MAJOR RESPONSE ACTIVITIES**

- CORA partnered with the Albuquerque Police Department’s Proactive Response Teams to conduct outreach, offering resources and support to the impacted community following 7 homicides.
- Following the tragic loss of four Bernalillo County first responders, CORA attended a gathering speaking with several members of the community offering support and resources for grief and trauma.
- CORA conducted outreach for a total of 14 gun violence incidents for the month of July. During outreach, CORA offered support connecting victims to resources.
- CORA assisted a family who was displaced following a SWAT call with food, shelter, and clean-up.

**PROACTIVE AND ONGOING COMMUNITY ENGAGEMENT ACTIVITIES**

- At the request of a community leader in our refugee community, CORA met with him to see how ACS can help support his community. CORA is still collaborating with this leader on what that looks like.
- CORA is a proud member of the Gun Violence Prevention and Intervention Task Force and serves on three of its committees.